

Scaled data based on original data using
LM-79-08 Approved Method: Electrical and Photometric Measurements of Solid-
State Lighting Products

Test Report Prepared for
Cooper Lighting Solutions
(formerly Eaton)

Brand: INVUE

Report Number: P673925

Luminaire Tested: **CCP-SA-2E-850-U-SL3-HSS**

Issue Date: 04/16/2023



Test Information

Test Method: LM-79-08
Report Number: P673925
Test Lab: INNOVATION CENTER(G1)
Issue Date: 04/16/2023
Manufacturer: COOPER LIGHTING SOLUTIONS (FORMERLY EATON)
Product Line: INVUE
Catalog Number: CCP-SA-2E-850-U-SL3-HSS
Description: INVUE CLEAR CURVE POLE MOUNT Light Square Luminaire @1050mA w/ SL3 distribution lens and House Side Shield
Light Source: (32) 5000K CCT, 80 CRI LEDS
Ballast/Driver: ELECTRONIC DRIVER

Summary

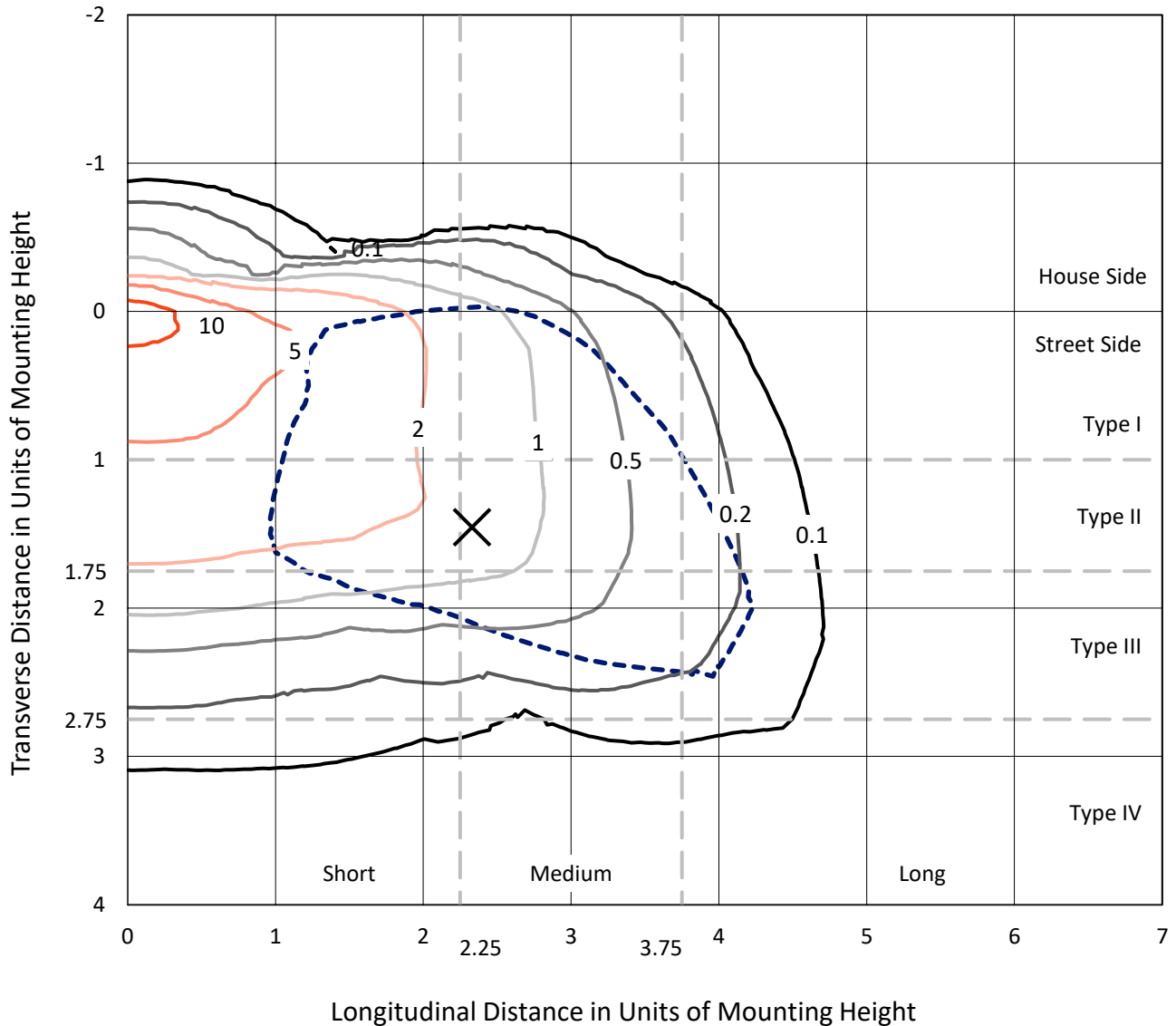
Lumens per Lamp: N/A
Luminaire Lumens: 9859.2 lumens
Efficiency: N/A
Efficacy: 92.5 lumens/watt
Luminous Opening: Rectangular (W 1' x L: 1' x H: 0')
IES Classification: Type III - Medium
BUG Rating: B1 - U0 - G2

Input Watts (W): 106.6
Input Voltage (V): 120
Input Current (Ain): NR
Voltage Rise (V): NR
Power Factor: NR
Total Harmonic Distortion (THDi): NR
Frequency (hertz): 60
Stabilization Time: NR
Operation Time: NR
Ambient Temperature (°C): NR
Test Distance: 25 FT

REPORT NUMBER: P673925
 CATALOG NUMBER: CCP-SA-2E-850-U-SL3-HSS

Iso-Footcandle Lines of Horizontal Illumination

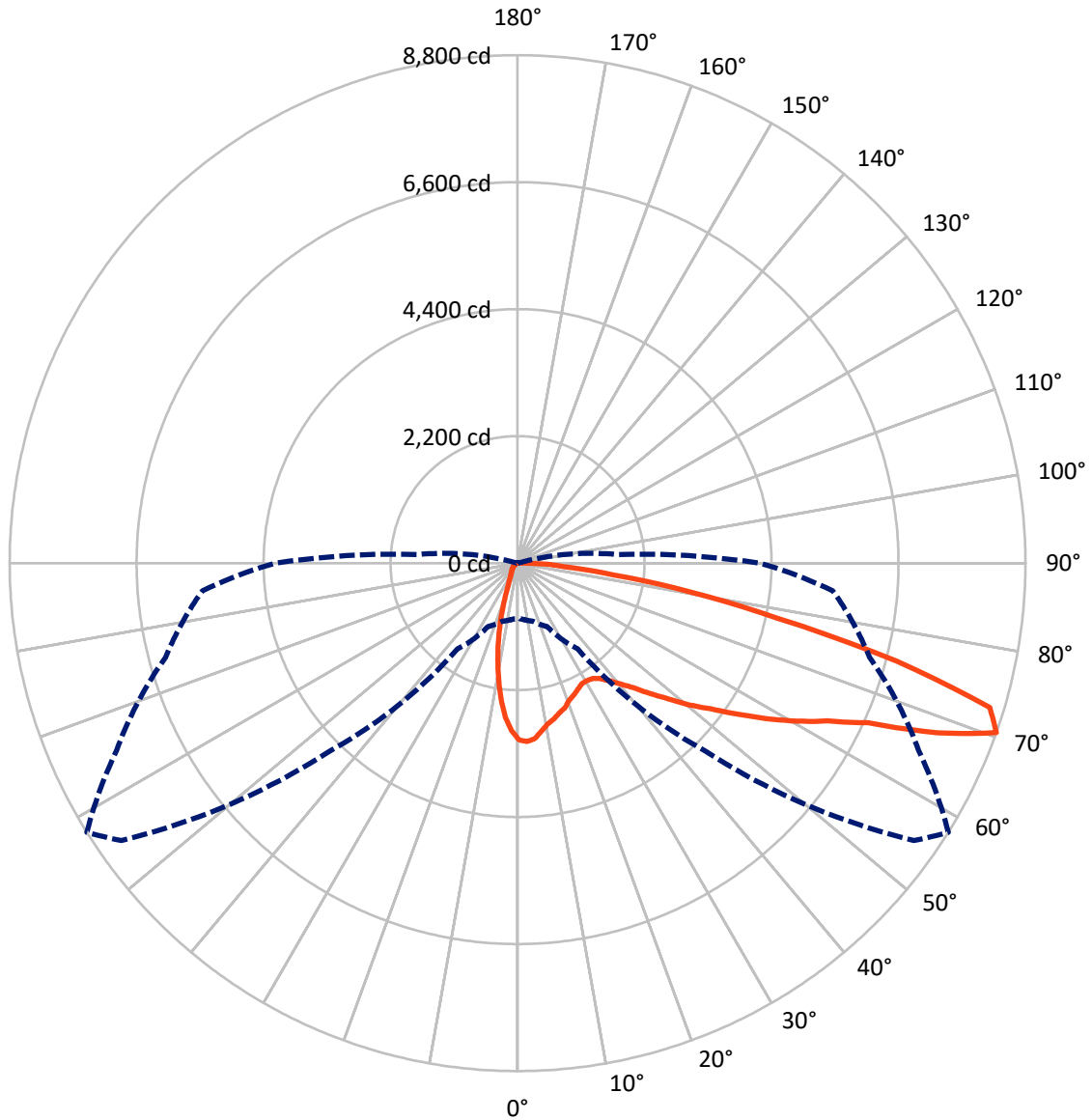
× Max cd
 - - - 1/2 Max cd



Based on 15 foot mounting height. Maximum calculated value = 13.6 fc
 Type III - Medium - N/A

REPORT NUMBER: P673925
CATALOG NUMBER: CCP-SA-2E-850-U-SL3-HSS

Luminous Intensity Polar Plot



— Vertical Plane Through 58-Deg Lateral - - - Horizontal Cone Through 70-Deg Vertical

REPORT NUMBER: P673925
 CATALOG NUMBER: CCP-SA-2E-850-U-SL3-HSS

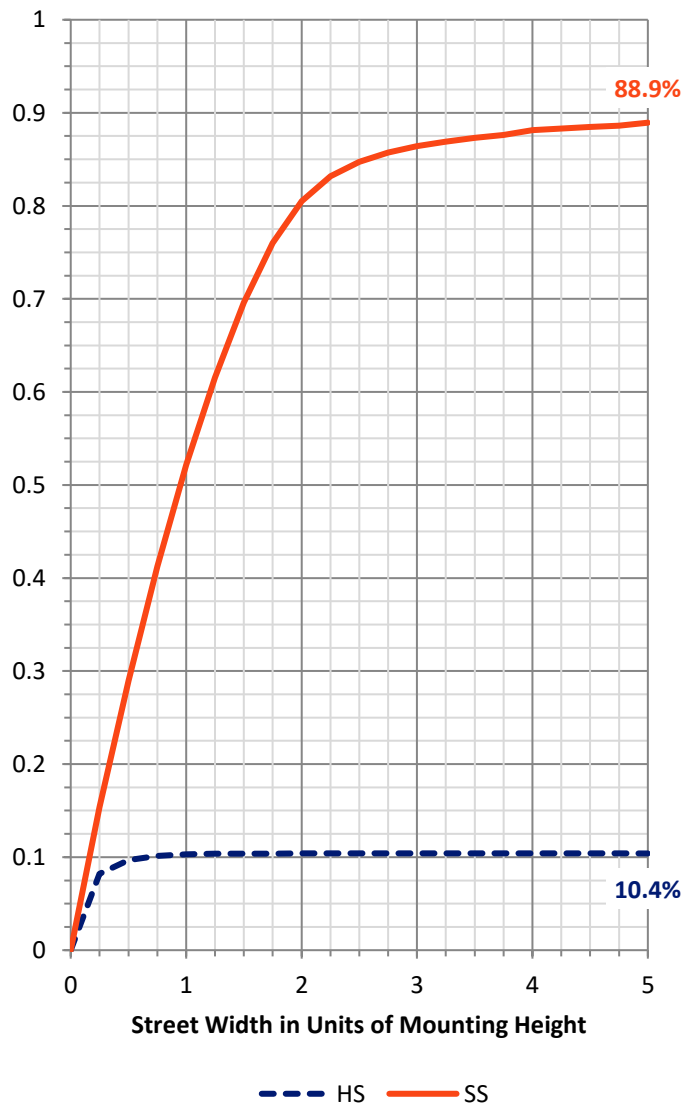
FLUX DISTRIBUTION:

		Downward	Upward	Total
House Side	Lumens	1032.4	0.0	1032.4
	% Fixture	10.5	0.0	10.5
Street Side	Lumens	8826.8	0.0	8826.8
	% Fixture	89.5	0.0	89.5
Total	Lumens	9859.2	0.0	9859.2
	% Fixture	100.0	0.0	100.0

Coefficient of Utilization

ZONAL LUMENS:

Zone	Lumens	% Fixture
0°-10°	249.7	2.5
10°-20°	519.9	5.3
20°-30°	696.1	7.1
30°-40°	941.0	9.5
40°-50°	1350.6	13.7
50°-60°	1990.3	20.2
60°-70°	2427.7	24.6
70°-80°	1482.5	15.0
80°-90°	201.4	2.0
90°-100°	0.0	0.0
100°-110°	0.0	0.0
110°-120°	0.0	0.0
120°-130°	0.0	0.0
130°-140°	0.0	0.0
140°-150°	0.0	0.0
150°-160°	0.0	0.0
160°-170°	0.0	0.0
170°-180°	0.0	0.0
0°-90°	9859.2	100.0
0°-180°	9859.2	100.0



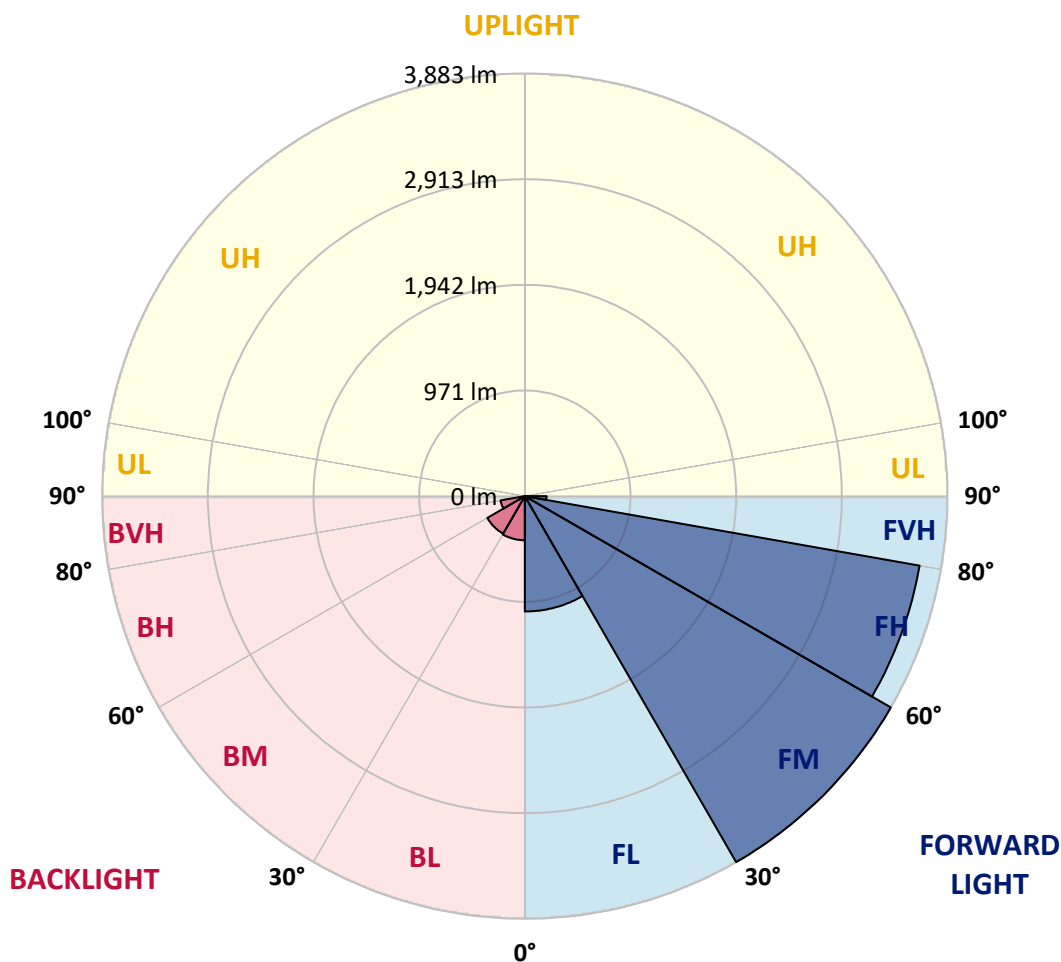
REPORT NUMBER: P673925
 CATALOG NUMBER: CCP-SA-2E-850-U-SL3-HSS

LUMINAIRE CLASSIFICATION SYSTEM LUMEN TABLE AND BUG RATING:

Zone	Lumens	% Fixture	Zone Rating/Lumen Limit		
			B	U	G
FL (0°-30°)	1060.0	10.8			
FM (30°-60°)	3883.5	39.4			
FH (60°-80°)	3683.9	37.4			G2/5000
FVH (80°-90°)	199.4	2.0			G2/225
BL (0°-30°)	405.8	4.1	B1/500		
BM (30°-60°)	398.5	4.0	B1/1000		
BH (60°-80°)	226.3	2.3	B1/500		G1/500
BVH (80°-90°)	2.0	0.0			G0/10
UL (90°-100°)	0.0	0.0		U0/0	
UH (100°-180°)	0.0	0.0		U0/0	

BUG Rating: B1-U0-G2

Type III Medium





REPORT NUMBER: P673925

CATALOG NUMBER: CCP-SA-2E-850-U-SL3-HSS

CANDELA DISTRIBUTION (FULL):

	0°	5°	15°	25°	35°	45°	55°	58°	65°	75°	85°
0°	3060.6	3060.6	3060.6	3060.6	3060.6	3060.6	3060.6	3060.6	3060.6	3060.6	3060.6
2.5°	3116.1	3127.6	3099.9	3132.3	3102.2	3116.1	3099.9	3095.3	3097.6	3099.9	3081.4
5°	2970.4	2998.2	3009.7	2991.3	3035.2	3028.2	3056.0	3058.3	3046.7	3035.2	3037.5
7.5°	2778.6	2806.3	2817.9	2829.4	2873.4	2931.2	2968.1	2945.0	2963.5	3005.1	2942.7
10°	2639.9	2632.9	2630.6	2653.8	2737.0	2785.5	2847.9	2841.0	2887.2	2926.5	2875.7
12.5°	2468.8	2455.0	2496.6	2515.1	2589.0	2674.6	2723.1	2774.0	2820.2	2861.8	2804.0
15°	2341.7	2353.2	2369.4	2408.7	2461.9	2575.2	2646.8	2695.4	2778.6	2799.4	2776.3
17.5°	2240.0	2249.2	2272.3	2293.1	2360.2	2468.8	2582.1	2639.9	2727.7	2783.2	2711.5
20°	2242.3	2214.5	2214.5	2235.3	2272.3	2401.8	2522.0	2540.5	2660.7	2755.5	2706.9
22.5°	2244.6	2235.3	2214.5	2212.2	2228.4	2320.9	2443.4	2485.0	2614.5	2725.4	2667.6
25°	2277.0	2242.3	2244.6	2212.2	2219.2	2265.4	2362.5	2424.9	2572.8	2741.6	2646.8
27.5°	2304.7	2320.9	2288.5	2274.6	2235.3	2233.0	2313.9	2367.1	2552.0	2778.6	2660.7
30°	2367.1	2378.7	2378.7	2369.4	2332.4	2279.3	2297.8	2364.8	2510.4	2771.6	2637.6
32.5°	2471.1	2450.3	2478.1	2464.2	2415.7	2332.4	2348.6	2383.3	2535.9	2859.5	2674.6
35°	2505.8	2522.0	2559.0	2528.9	2512.7	2464.2	2431.8	2457.3	2572.8	2947.3	2730.0
37.5°	2612.1	2589.0	2614.5	2681.5	2697.7	2609.8	2547.4	2584.4	2711.5	3051.4	2780.9
40°	2621.4	2639.9	2686.1	2817.9	2834.1	2797.1	2746.2	2755.5	2850.2	3185.4	2908.0
42.5°	2667.6	2688.4	2783.2	2894.2	2982.0	2988.9	2952.0	2952.0	3032.9	3400.4	3049.0
45°	2757.8	2723.1	2845.6	3032.9	3160.0	3185.4	3234.0	3222.4	3287.1	3627.0	3312.6
47.5°	2792.5	2804.0	2938.1	3164.6	3310.3	3428.2	3509.1	3511.4	3543.7	3915.9	3654.7
50°	2905.7	2903.4	3065.2	3275.6	3490.6	3705.5	3862.7	3862.7	3860.4	4197.9	3948.3
52.5°	3056.0	3051.4	3176.2	3425.8	3705.5	3976.0	4184.1	4191.0	4244.2	4544.7	4285.8
55°	3301.0	3280.2	3400.4	3585.3	3920.5	4248.8	4609.4	4611.7	4570.1	4792.0	4528.5
57.5°	3506.7	3504.4	3603.8	3781.8	4160.9	4600.1	5018.6	5081.0	4949.2	5046.3	4722.7
60°	3453.6	3483.6	3689.4	3952.9	4415.2	5039.4	5460.1	5557.2	5346.8	5219.7	4868.3
62.5°	3123.0	3192.4	3416.6	3837.3	4630.2	5677.4	6068.0	6024.1	5554.9	5367.6	5046.3
65°	2246.9	2316.3	2593.7	3224.7	4380.5	6128.1	6867.9	6669.1	5924.7	5587.2	5284.4
67.5°	1322.3	1350.0	1523.4	2057.4	3275.6	5883.1	7838.7	7854.9	6652.9	5924.7	5695.9
70°	954.7	975.5	1042.5	1213.6	1814.6	4611.7	8379.7	8800.4	7663.1	6313.1	5478.6
72.5°	732.8	732.8	846.1	1010.2	1155.8	2762.4	7711.6	8555.4	7882.7	5940.9	4415.2
75°	527.1	540.9	663.4	869.2	1065.7	1387.0	5682.0	6789.3	6680.6	4815.1	3083.7
77.5°	302.8	309.8	466.9	728.2	1000.9	952.4	3511.4	4602.5	4731.9	3014.4	1336.1
80°	154.9	159.5	261.2	575.6	906.2	829.9	2094.3	3030.6	2570.5	876.1	309.8
82.5°	76.3	76.3	117.9	367.5	769.8	735.1	1232.1	1673.6	910.8	201.1	129.5
85°	25.4	27.7	53.2	208.0	557.1	443.8	753.6	795.2	305.1	76.3	71.7
87.5°	6.9	9.2	13.9	76.3	242.7	291.3	448.5	508.6	124.8	30.1	34.7
90°	0.0	0.0	0.0	0.0	0.0	0.0	0.0	0.0	0.0	0.0	0.0



REPORT NUMBER: P673925
 CATALOG NUMBER: CCP-SA-2E-850-U-SL3-HSS

CANDELA DISTRIBUTION (continued):

	90°	95°	105°	115°	125°	135°	145°	155°	165°	175°	180°
0°	3060.6	3060.6	3060.6	3060.6	3060.6	3060.6	3060.6	3060.6	3060.6	3060.6	3060.6
2.5°	3012.1	2995.9	2977.4	2931.2	2894.2	2845.6	2813.3	2787.8	2739.3	2748.5	2727.7
5°	2982.0	2952.0	2845.6	2743.9	2651.4	2510.4	2413.3	2350.9	2300.1	2249.2	2286.2
7.5°	2928.8	2857.2	2690.7	2501.2	2304.7	2119.8	1934.8	1823.9	1743.0	1669.0	1666.7
10°	2838.7	2723.1	2461.9	2214.5	1911.7	1669.0	1433.2	1248.3	1128.1	1040.2	1037.9
12.5°	2737.0	2616.8	2288.5	1886.3	1537.2	1195.1	913.1	716.6	603.3	534.0	524.7
15°	2672.2	2496.6	2071.2	1595.0	1162.8	779.0	506.2	383.7	339.8	323.6	323.6
17.5°	2589.0	2387.9	1856.2	1292.2	806.8	450.8	328.3	295.9	293.6	289.0	284.3
20°	2554.4	2304.7	1664.4	1031.0	510.9	319.0	282.0	275.1	275.1	270.5	265.8
22.5°	2461.9	2184.5	1461.0	755.9	339.8	279.7	265.8	256.6	252.0	247.3	252.0
25°	2420.3	2099.0	1269.1	522.4	277.4	249.7	242.7	233.5	226.5	224.2	224.2
27.5°	2392.5	2013.4	1081.8	362.9	245.0	228.9	215.0	208.0	198.8	189.6	189.6
30°	2371.7	1946.4	901.5	268.1	219.6	203.4	191.9	175.7	164.1	154.9	154.9
32.5°	2344.0	1867.8	721.2	228.9	198.8	182.6	161.8	147.9	131.8	124.8	124.8
35°	2353.2	1814.6	566.3	203.4	178.0	157.2	138.7	120.2	104.0	97.1	94.8
37.5°	2371.7	1775.3	430.0	182.6	159.5	136.4	115.6	94.8	85.5	76.3	76.3
40°	2450.3	1763.8	316.7	168.7	145.6	120.2	97.1	78.6	69.3	62.4	60.1
42.5°	2582.1	1780.0	245.0	152.6	131.8	101.7	80.9	64.7	55.5	48.5	46.2
45°	2750.8	1842.4	201.1	143.3	115.6	85.5	64.7	53.2	41.6	37.0	37.0
47.5°	2995.9	1939.5	175.7	131.8	101.7	71.7	55.5	41.6	32.4	27.7	27.7
50°	3273.3	2050.4	154.9	117.9	87.8	60.1	43.9	32.4	23.1	20.8	20.8
52.5°	3550.7	2191.4	143.3	108.6	76.3	48.5	34.7	23.1	16.2	13.9	13.9
55°	3841.9	2316.3	129.5	101.7	62.4	39.3	25.4	13.9	9.2	6.9	6.9
57.5°	4045.4	2364.8	113.3	87.8	48.5	30.1	18.5	9.2	4.6	2.3	2.3
60°	4191.0	2371.7	97.1	71.7	37.0	23.1	11.6	4.6	2.3	0.0	0.0
62.5°	4313.5	2385.6	83.2	55.5	27.7	16.2	6.9	2.3	0.0	0.0	0.0
65°	4556.2	2374.0	67.0	43.9	18.5	9.2	4.6	0.0	0.0	0.0	0.0
67.5°	4748.1	2258.5	53.2	30.1	11.6	4.6	2.3	0.0	0.0	0.0	0.0
70°	4200.2	1722.2	41.6	20.8	6.9	2.3	0.0	0.0	0.0	0.0	0.0
72.5°	3298.7	1148.9	27.7	11.6	4.6	2.3	0.0	0.0	0.0	0.0	0.0
75°	2163.7	571.0	20.8	6.9	2.3	0.0	0.0	0.0	0.0	0.0	0.0
77.5°	841.4	150.3	13.9	4.6	0.0	0.0	0.0	0.0	0.0	0.0	0.0
80°	203.4	50.9	6.9	2.3	0.0	0.0	0.0	0.0	0.0	0.0	0.0
82.5°	87.8	18.5	4.6	2.3	0.0	0.0	0.0	0.0	0.0	0.0	0.0
85°	53.2	9.2	2.3	0.0	0.0	0.0	0.0	0.0	0.0	0.0	0.0
87.5°	27.7	4.6	2.3	2.3	0.0	0.0	0.0	0.0	0.0	0.0	0.0
90°	0.0	0.0	0.0	0.0	0.0	0.0	0.0	0.0	0.0	0.0	0.0

(END OF REPORT)